

How are 2023 industry premium rates set?

The Saskatchewan WCB sets industry premium rates annually. The rate setting process ensures today's employers pay for the costs of today's claims.



Step 1: Industry classification

- Employers are grouped into industry rate codes based on their primary business activity.
- This forms the WCB's classification system, which has 50 industry rate codes.
- The collective experience of all employers in each industry rate code determines the industry premium rate.
- All employers in the same rate code start with the same industry premium rate.

Step 2: Industry premium rates

- An actuarial rate model is used to determine annual industry premium rates.
- Expected claim costs are projected for the upcoming year.
- Industry premium rate = costs/payroll.
- Premiums cover all current and future costs for claims that occur during the year.

Step 3: Experience rating

- The Experience Rating Program adjusts the industry premium rate based on an employer's individual claims experience.
- Employers can receive a discount or pay a surcharge depending on their claims experience.
- Reducing the number and cost of claims through injury prevention and workplace safety can improve your experience rating and reduce the WCB premiums you pay.

Online services reminder: in early December 2022, you will be able to view your 2023 industry rate, including your experience rating, through your WCB online account only. Sign up for your WCB online account by visiting [wcb.sask.com](https://www.wcb.sask.ca).

M31 – Manufacturing, Pipeline Operations

Comparing your 2022 and 2023 rates

Rate components	2022 rate	2023 rate	Percentage change
Claim costs	\$0.302	\$0.245	-18.8%
Short-term disability and vocational rehabilitation	\$0.097	\$0.079	-18.5%
Medical costs	\$0.145	\$0.119	-18.0%
Long-term disability	\$0.032	\$0.029	-7.9%
Fatality and survivor benefits	\$0.028	\$0.018	-35.9%
Administration costs	\$0.197	\$0.183	-7.2%
WCB administration expenses	\$0.125	\$0.114	-8.9%
WorkSafe Saskatchewan	\$0.012	\$0.012	0.0%
Occupational Health and Safety (OHS) and Workers' Advocate	\$0.060	\$0.057	-4.4%
Subtotal	\$0.498	\$0.428	-14.2%
Safety association funding	\$0.000	\$0.000	0.0%
Total rate (rounded)	\$0.50	\$0.43	-14.0%

Updated payroll forecasts

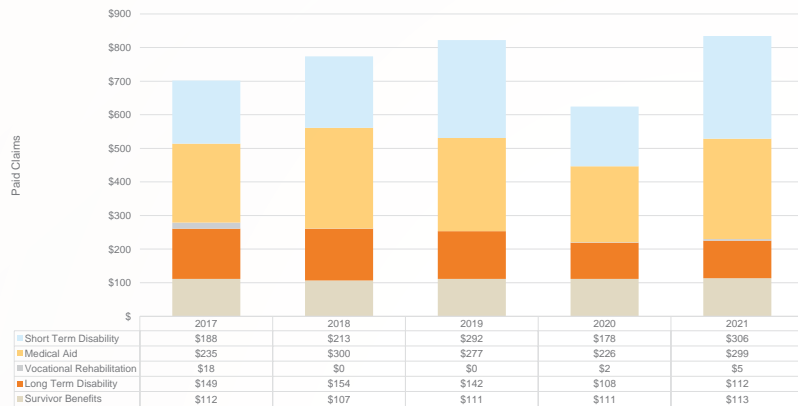
Assessable payroll (\$ millions)	Used in 2022 rate setting	Updated 2022 projection	2023 projection
M31 rate code payroll	\$254.9	\$302.5	\$309.6

The overall reduction to the premium rate for M31 is the result of increasing payroll forecasted for 2023.



At a glance: M31 – Manufacturing, Pipeline Operations

M31 claim costs (thousands of dollars)



Injuries can happen at any age in M31

42.7 average age at injury

31 per cent of injuries under age 35

Top five causes of serious injuries in

M31: 2017-2021

1. bending, climbing, crawling, reaching or twisting
2. repetitive motion, n.e.c.
3. fall to floor, walkway or other surface
4. exposure from witnessing or hearing about traumatic or stressful event, n.e.c.
5. fall on same level, n.e.c.

Did you know?

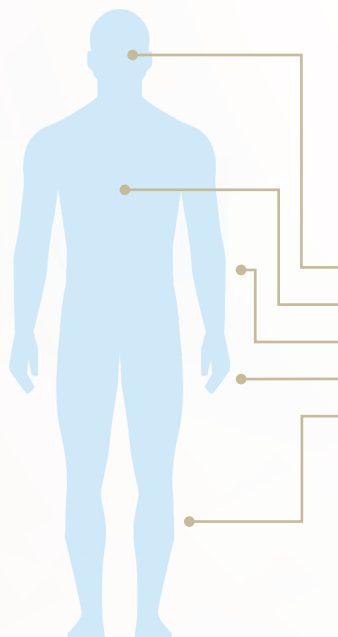
Claim costs directly affect your premium rate. **Injury prevention is the best way to minimize your costs and reduce human suffering.**

For information on how to prevent injuries, visit worksafesask.ca.



Top five parts of the body injured in


M31: 2017-2021



Part of body	Number of injuries	Percentage of injuries
Eye	25	7.6%
Back	50	15.2%
Arm	37	11.2%
Hand	47	14.3%
Leg	58	17.6%

More info

Visit wcbask.com/statistics for additional industry statistics, such as injury rates, or the average cost or duration per claim.



Phone: 1.800.667.7590

Email: employerservices@wcbask.com

