

How are 2023 industry premium rates set?



The Saskatchewan WCB sets industry premium rates annually. The rate setting process ensures today's employers pay for the costs of today's claims.

Step 1: Industry classification

- Employers are grouped into industry rate codes based on their primary business activity.
- This forms the WCB's classification system, which has 50 industry rate codes.
- The collective experience of all employers in each industry rate code determines the industry premium rate.
- All employers in the same rate code start with the same industry premium rate.

Step 2: Industry premium rates

- An actuarial rate model is used to determine annual industry premium rates.
- Expected claim costs are projected for the upcoming year.
- Industry premium rate = costs/payroll.
- Premiums cover all current and future costs for claims that occur during the year.

Step 3: Experience rating

- The Experience Rating Program adjusts the industry premium rate based on an employer's individual claims experience.
- Employers can receive a discount or pay a surcharge depending on their claims experience.
- Reducing the number and cost of claims through injury prevention and workplace safety can improve your experience rating and reduce the WCB premiums you pay.

Online services reminder: in early December 2022, you will be able to view your 2023 industry rate, including your experience rating, through your WCB online account only. Sign up for your WCB online account by visiting [wcb.sask.com](https://www.wcb.sask.ca).

G12 – Elementary and Secondary Education

Comparing your 2022 and 2023 rates

Rate components	2022 rate	2023 rate	Percentage change
Claim costs	\$0.899	\$0.865	-3.8%
Short-term disability and vocational rehabilitation	\$0.284	\$0.260	-8.6%
Medical costs	\$0.505	\$0.474	-6.3%
Long-term disability	\$0.087	\$0.107	24.2%
Fatality and survivor benefits	\$0.024	\$0.024	0.0%
Administration costs	\$0.376	\$0.367	-2.4%
WCB administration expenses	\$0.304	\$0.298	-2.0%
WorkSafe Saskatchewan	\$0.012	\$0.012	0.0%
Occupational Health and Safety (OHS) and Workers' Advocate	\$0.060	\$0.057	-4.4%
Subtotal	\$1.276	\$1.232	-3.4%
Safety association funding	\$0.000	\$0.000	0.0%
Total rate (rounded)	\$1.28	\$1.23	-3.9%

Updated payroll forecasts

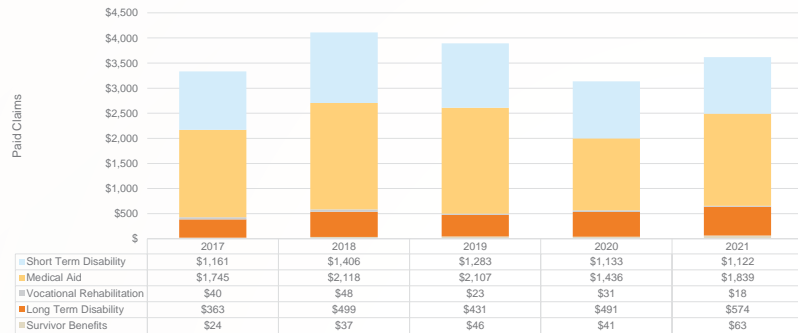
Assessable payroll (\$ millions)	Used in 2022 rate setting	Updated 2022 projection	2023 projection
G12 rate code payroll	\$483.5	\$492.4	\$486.2

The overall reduction to the premium rate for G12 is the result of decreasing claims and related administration costs, which are combined with increasing payroll forecasted for 2023. The largest change in claims in dollar terms is related to medical costs.



At a glance: G12 – Elementary and Secondary Education

G12 claim costs (thousands of dollars)



Injuries can happen at any age in G12

48.2 average age at injury


15 per cent of injuries under age 35

Top five causes of serious injuries in G12: 2017-2021

1. fall on same level, n.e.c.
2. fall to floor, walkway or other surface
3. bending, climbing, crawling, reaching or twisting
4. overexertion in lifting
5. bodily reaction and exertion, n.e.c.

More info

Visit wcb.sask.com/statistics for additional industry statistics, such as injury rates, or the average cost or duration per claim.



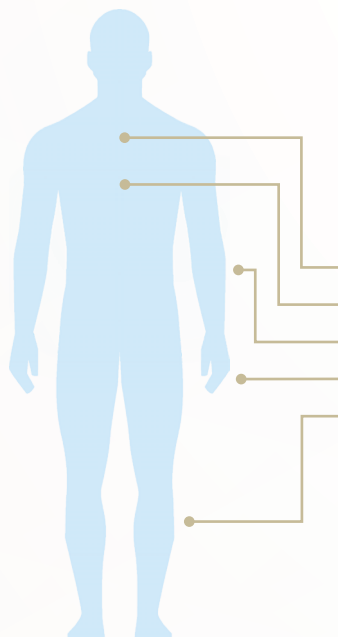
Did you know?

Claim costs directly affect your premium rate. **Injury prevention is the best way to minimize your costs and reduce human suffering.**

For information on how to prevent injuries, visit worksafesask.ca.



Top five parts of the body injured in G12: 2017-2021



Part of body	Number of injuries	Percentage of injuries
Multi	332	13.0%
Back	501	19.7%
Arm	268	10.5%
Hand	261	10.2%
Leg	348	13.7%

Phone: 1.800.667.7590

Email: employerservices@wcb.sask.com